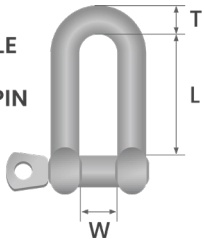


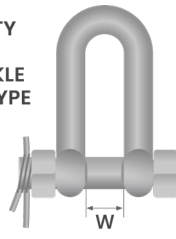
Grade 'S' Shackles

To AS 2741

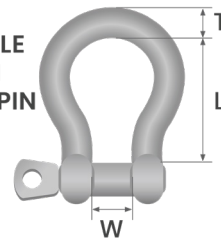
DEE SHACKLE WITH SCREW PIN




SAFETY DEE SHACKLE BOLT TYPE



BOW SHACKLE WITH SCREW PIN



SAFETY BOW SHACKLE BOLT TYPE



Dee Shackle Code	Inside Length D Type (L) mm	Inside Width D Type (W) mm	Material Thickness D Type (D) mm	Screw Pin Thickness mm	Bow Shackle Code	Inside Length B Type (L) mm	Inside Width B Type (W) mm	Material Thickness B Type (D) mm	Screw Pin Thickness mm	Working Load Limited Metric Tonne
20901	22.0	12.0	6.0	8.0	20921	29.0	12.0	6.0	8.0	0.5
20902	26.0	13.0	8.0	10.0	20922	31.0	13.0	8.0	10.0	0.75
20903	32.0	17.0	10.0	11.0	20923	37.0	17.0	10.0	11.0	1
20904	37.0	18.0	11.0	13.0	20924	43.0	18.0	11.0	13.0	1.5
20905	41.0	21.0	13.0	16.0	20925	48.0	21.0	13.0	16.0	2
20906	51.0	27.0	16.0	19.0	20926	61.0	27.0	16.0	19.0	3.2
20907	60.0	32.0	19.0	22.0	20927	72.0	32.0	19.0	22.0	4.7
20908	71.0	37.0	22.0	25.0	20928	84.0	37.0	22.0	25.0	6.5
20909	81.0	43.0	25.0	28.0	20929	95.0	43.0	25.0	28.0	8.5
20910	90.0	46.0	29.0	32.0	20930	108.0	46.0	29.0	32.0	9.5
20911	100.0	52.0	32.0	36.0	20931	119.0	52.0	32.0	36.0	12
20912	113.0	57.0	35.0	39.0	20932	133.0	57.0	35.0	39.0	13.5
20913	124.0	60.0	38.0	42.0	20933	146.0	60.0	38.0	42.0	17
20914	146.0	73.0	44.0	56.0	-	-	-	-	-	25
-	-	-	-	-	20935	197.0	83.0	51.0	56.0	35

NOTE:

All specifications are correct with our current stock holdings. What we receive can vary between -5% to +8% approx. difference in measurements.